


DB3004-3
1965–1979 Ford F100
3 inch Lowering I-Beams
INSTALLATION INSTRUCTIONS




Counter bore, split lock, washer and nut face the rear of the truck on both sides.

For complete installation and king pin set up follow QR Code



Scan Here
for
full articles




Tie rod extension bracket installed with the star washer between the spindle and extender the tighten to 125ft lbs also using red tread lock



Tie rod wrench included

(Drum brakes only) the tie rod arm bolts need to be reversed.

This will give more clearance for the swing of the spindle. Install nuts on the inside.



WWW.DJMSUSPENSION.COM

580 West 184th Street Gardena Ca 90248

contact us:

tech@djmsuspension.com

orders@djmsuspension.com

310-538-1583